

QUICK START GUIDE

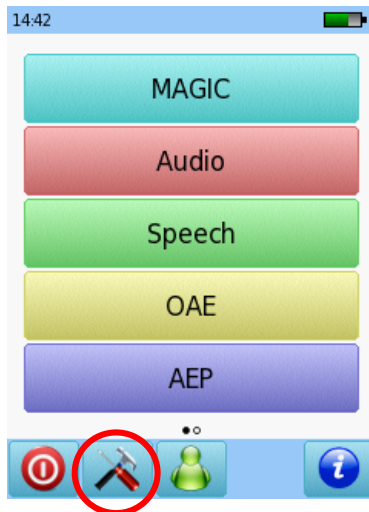
US SENTIERO PROTOCOLS

The tables in this document summarize the factory presets for the different test modules available on the Sentiero platform.

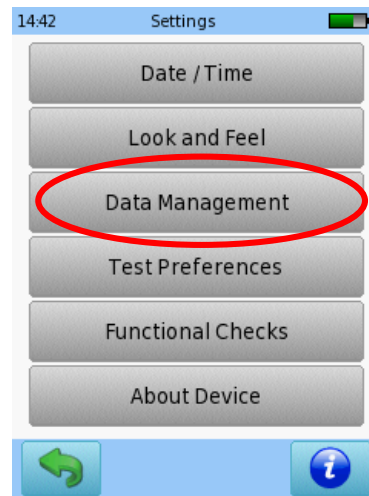
Please note that the following protocols apply to the US preset configurations, models SOH00, SOH01, SOH02, SOH03, SOH04, SOH05, SOD01, SOD02, SOD03, SOD04, SOD06, SOD07, SOD08, SOD09.
For other configurations, please refer to Quick Start Guide 100800-22_Sentiero Protocols Quick Start Guide

How to restore factory presets

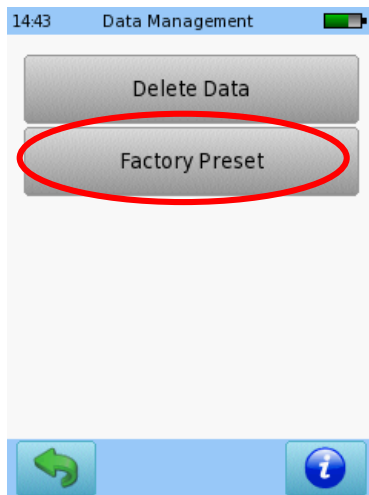
1. On the main menu, select the Tools icon
(Please note that the test modules available may vary depending on your device configuration)



2. Select Data Management



3. Select Factory Preset



4. Choose Yes to restore factory presets



QUICK START GUIDE

US SENTIERO PROTOCOLS

DPOAE SCREENING PROTOCOLS (Green label devices)

	3 out of 4	4 out of 4
Frequency setup [kHz]	2, 3, 4, 5	2, 3, 4, 5
Overall criterion	3/4	4/4
Single SNR criterion [dB]	6	6
As fast as possible	On	Off
Multichannel DPOAE	On	On
FMDPOAE	On	On
L ₂ [dB SPL]	55	55
Max. number of recalibrations	1	10

DPOAE QUICK PROTOCOLS (Sentiero Desktop and Sentiero Handheld blue label devices)

	3 out of 4	4 out of 4	Quick 3	Quick 4	Quick 5
Frequency [kHz]	2, 3, 4, 5	2, 3, 4, 5	2, 3, 4, 5	2, 3, 4, 5	2, 3, 4, 5
Overall criterion	3/4	4/4	3/4	4/4	4/4
Single SNR criterion [dB]	6	6	6	6	6
As fast as possible	On	Off	On	Off	Off
Multichannel DPOAE	On	On	On	On	On
FMDPOAE	On	On	On	On	On
Level [dB SPL]	55	55	55	55	55
Max. number of recalibrations	1	10	1	10	10

QUICK START GUIDE

US SENTIERO PROTOCOLS

DPOAE DIAGNOSTIC PROTOCOLS (Sentiero Desktop and Sentiero Handheld blue label devices)

	1-8k 4 PPO	1-8k 4PPO+	OT 2-10k	Scissor	Diag 5
Frequency setup	Logarithmic	Logarithmic	Logarithmic	Logarithmic	Logarithmic
Start/stop frequency [kHz]	1, 8	1, 8	2, 10	1, 8	1, 8
Frequency stepsize (pts/oct)	4	4	10	4	4
Multichannel DPOAE	On	On	On	On	On
FMDPOAE	On	On	On	On	On
Level [dB SPL]	55	55	55	55, 45, 35	55
L2/L1	L2 + 10	L2 + 10	L2 + 10	Auto	L2 + 10
Single SNR criterion [dB]	6	9	6	6	6
Min. level criterion [dB]	-5	-5	-5	-5	-5
Retest	On	On	On	On	On
Timeout mode	Adaptive	Adaptive	Adaptive	Adaptive	Adaptive
Pressurized OAE (Available only on Sentiero Desktop)	Off	Off	Off	Off	Off

DPOAE THRESHOLD PROTOCOLS (Sentiero Desktop and Sentiero Handheld blue label devices)

	Audio Full	AudioQuick	PRESET 3	PRESET 4	PRESET 5
Frequency [kHz]	1, 1.5, 2, 3, 4, 5, 6, 8	2, 3, 4, 5	2, 3, 4, 6	2, 3, 4, 6	2, 3, 4, 6
L ₂ min [dB SPL]	25	25	25	25	25
Multichannel DPOAE	On	On	On	On	On
FMDPOAE	On	On	On	On	On

QUICK START GUIDE US SENTIERO PROTOCOLS

MAGIC PROTOCOLS

	Screen	Audio	MAGIC3	MAGIC4	MAGIC5
Test type	Screen	Audio	Audio	Audio	Audio
Frequency [kHz]	0.5, 1, 2, 4	0.5, 1, 2, 4	0.5, 1, 2, 4	0.5, 1, 2, 4	0.5, 1, 2, 4
5 kHz instead of 6 kHz	Off	Off	Off	Off	Off
Stimulus type	Pure tone, 2 tones	Pure tone, 2 tones	Pure tone, 2 tones	Pure tone, 2 tones	Pure tone, 2 tones
Hide level	On	On	On	On	On
Level matrix [dB HL]	25 @ 0.5, 1, 2, 4 kHz	N/A	N/A	N/A	N/A
Initial/Min/Max level [dB HL]	N/A	45/25/45	45/25/45	45/25/45	45/25/45
Skip animal shelf	N/A	On	On	On	On
Start with instruction phase	On	N/A	N/A	N/A	N/A

QUICK START GUIDE US SENTIERO PROTOCOLS

PTA3 AUDIOMETRY PROTOCOLS

	Screen	AC unmasked	Threshold	Auto	Audio5
Protocol	Audio/Screen	Diag	Expert	Auto Audio	Expert
Stimulus	Pulsed	Pure tone	Pure tone	Pure tone	Pure tone
Initial level [dB HL]	40	40	40	40	40
Minimum duration	On	On	Off	Off	Off
Bilateral audiogram	Off	Off	Off	Off	Off
Auto Audio protocol	N/A	N/A	Békésy	Hughson-Westlake	Hughson-Westlake
Auto audio frequencies [Hz]	N/A	N/A	500, 1k, 2k, 4k, 8k	500, 1k, 2k, 4k, 8k	500, 1k, 2k, 4k, 8k
Test both ears	N/A	N/A	On	On	On
Skip familiarization	N/A	N/A	Off	Off	Off
Audio test frequencies [Hz]	1k, 2k, 4k	125, 250, 500, 750, 1k, 1.5k, 2k, 3k, 4k, 6k, 8k	125, 250, 500, 750, 1k, 1.5k, 2k, 3k, 4k, 6k, 8k, 9k, 10k, 11.2k, 12.5k, 14k, 16k (9k to 16k available only with PTA_HF additional license)	N/A	125, 250, 500, 750, 1k, 1.5k, 2k, 3k, 4k, 6k, 8k

QUICK START GUIDE

US SENTIERO PROTOCOLS

PTA4A AUDIOMETRY PROTOCOLS

	Screen	AC unmasked	Audio3	Audio4	Audio5
Protocol	Screen	Diag	Diag	Diag	Diag
Stimulus	Pulsed	Pure tone	Pure tone	Pure tone	Pure tone
Initial level [dB HL]	40	40	40	40	40
Minimum duration	On	On	On	On	On
Bilateral audiogram	Off	Off	Off	Off	Off
Audio test frequencies [Hz]	1k, 2k, 4k	125, 250, 500, 750, 1k, 1.5k, 2k, 3k, 4k, 6k, 8k	125, 250, 500, 750, 1k, 1.5k, 2k, 3k, 4k, 6k, 8k	125, 250, 500, 750, 1k, 1.5k, 2k, 3k, 4k, 6k, 8k	125, 250, 500, 750, 1k, 1.5k, 2k, 3k, 4k, 6k, 8k

QUICK START GUIDE

US SENTIERO PROTOCOLS

TYMPANOMETRY PROTOCOLS

	Tymp+ 1kHz	Screening	TIC	1000 Hz	Wide
Minimum pressure [daPa]	-400	-400	-400	-400	-600
Maximum pressure [daPa]	+200	+200	+200	+200	+400
Pressure speed [daPa/s]	200	Afap	200	200	200
Auto Start	On	On	Off	On	Off
Auto Stop	Off	Off	Off	Off	Off
Manual pressure	Off	Off	Off	Off	Off
Probe tone frequency [Hz]	226	226	226	1000	226, MF
Reflex mode	If peak within norm	Never	Always	Always	Always
Reflex frequency [Hz]	1000	N/A	500, 1000, 2000, 4000	BBN	500, 1000, 2000, 4000
Reflex start/stop level [dB HL]	90,95	N/A	80,95	85,85	80,95
Reflex detection threshold [ml]	0.02	N/A	0.02	0.02	0.02
Repeat to confirm	On	N/A	On	On	On
Reflex pressure	Most compliant point	N/A	Most compliant point	Most compliant point	Most compliant point

QUICK START GUIDE

US SENTIERO PROTOCOLS

Quick Guide Information

Release date: 2017-07-26
Revision: 01
Valid from: Firmware Rev. 2.2, Mira PC Software Rev. 1.7.0
Applies to: Models: SOH00, SOH01, SOH02, SOH03, SOH04, SOH05, SOD01, SOD02, SOD03, SOD04, SOD06, SOD07, SOD08, SOD09

All mentioned items, products, brands and trademarks are registered or owned by the mentioned companies.

All information, illustrations, and specifications provided within this manual are based on the latest product information available at the time of publication. PATH medical reserves the right to make changes at any time without notice.

Please note that not all products displayed on our webpage or advertising materials are available in all territories. Please contact your local distributor or PATH medical for further information.

The latest revision of the Quick Start Guide is available online at www.pathme.de/download.

Errors and omissions excepted.

Copyright Notice

No part of this manual may be reproduced, translated, stored, or transmitted, in any form or by any means, electronic, mechanical, photocopying, recording, or otherwise, without the prior written consent of PATH medical GmbH.

Copyright © 2017 PATH medical GmbH

PATH medical GmbH
Landsberger Straße 65
82110 Germering
Germany

Tel.: +49 89 800 76 502 Fax: +49 89 800 76 503 Internet: www.pathme.de

CE
0124

